



Spirit Week-Drop Everything and Dance Day
Celebration-Playing for Change Trolls-Can't Stop the Feeling

Subject	Pre-K Daily Lesson – June 8, 2020*
Morning Meeting Routine	Greetings-Social/Emotional Check-in-How are you feeling today? Recite the Pledge of Allegiance Sing Songs: Flag of America, Good Morning to You, The More We Get Together, Let's be Friends, Buenos Días a Usted Calendar/Weather: Discuss the weather and what we wear in this type of weather; how do we dress?
Body Break	<u>Boom Chicka Boom</u> <u>Celebration-Playing for Change</u>
Oral Language	Tell the children that in the story, The Little Red Hen, decides to grow wheat and make some bread, but no one will help her. Ask the children if they have ever tried to do something hard without any help. Ask them how they felt when they were working alone to do something hard. Encourage children to speak in complete sentences.
Reading	Tell the children to listen carefully to the words the author wrote because they will have to remember, who are the characters the Little Red Hen asked to help her grow wheat, and what those characters said.
Story Time	<u>The Little Red Hen</u> Paul Galdone version After listening to the story, ask the children the following questions: What was the little hen trying to do? Why do you think she needed help? Who did she ask for help? What did they say? How did she feel?
Gross Motor	<u>The Chicken Dance</u>
Math	<u>The Chicken Count with Jack Hartmann</u>
Project	Extension Activities for The Little Red Hen : <u>Click here!</u> More <u>Little Red Hen Activities</u> to do at home. Make simple puppets out of paper and sticks to retell the story of The Little Red Hen <u>Click here for a pattern</u>

Spirit Week-Sports/Team Day

 [Waka Waka](#)  [Exercise for Kids](#)  [Yoga Time](#)  [Take Me Out to the Ballgame](#) 

Subject	Pre-K Daily Lesson – June 9, 2020*
Morning Meeting Routine	Greetings-Social/Emotional Check-in-How are you feeling today? Recite the Pledge of Allegiance Sing Songs: Flag of America, Good Morning to You, The More We Get Together, Let’s be Friends, Buenos Días a Usted Calendar/Weather: Discuss the weather and what we wear in this type of weather; how do we dress?
Body Break	<u>Boom Chicka Boom</u>  <u>Waka Waka</u> 
Oral Language	Tell the children that in the story, The Little Red Hen, decides to grow wheat and make some bread, but no one will help her. Tell them she decides to bake the bread and it smelled wonderful. Something wonderful means it is really good or great. What is something they think is wonderful? “I think _____ is wonderful.” Encourage children to speak in complete sentences.
Reading	Tell the children to listen carefully to the words the author wrote because they will have a chance to retell the story afterwards. Tell them to remember what happens first, in the middle, and at the end. Use your fingers/hand pointing as a visual/tactile reminder when showing them first, next and last.
Story Time	<u>The Little Red Hen</u> Paul Galdone version After listening to the story, give children the choice of who wants to retell the story. Ask them to remember to use the words, first, next, and last as you gesture with your hands and fingers. Remind them that they must use their strong voice and that stories begin “once upon a time” or “one day...” Remind the others that we must be good listeners while others speak. Encourage children to use their stick puppets, if they’ve made any.
Math	<u>The Chicken Count with Jack Hartmann</u>
Gross Motor	<u>The Chicken Dance</u>
Project	Extension Activities for The Little Red Hen : <u>Click here!</u> More <u>Little Red Hen Activities</u> to do at home. Make simple puppets out of paper and sticks to retell the story of The Little Red Hen <u>Click here for a pattern</u>

Spirit Week-Crazy Hair/Crazy Hat Day

[My Hat](#) [I Got a Hat](#) [The H Song](#)

Subject	Pre-K Daily Lesson – June 10, 2020*
Morning Meeting Routine	Greetings-Social/Emotional Check-in-How are you feeling today? Recite the Pledge of Allegiance Sing Songs: Flag of America, Good Morning to You, The More We Get Together, Let’s be Friends, Buenos Días a Usted Calendar/Weather: Discuss the weather and what we wear in this type of weather; how do we dress?
Body Break	Boom Chicka Boom I Got a Hat
Oral Language	In the story, the Little Red Hen ate the bread all by herself. Do they think the Little Red Hen should have shared her bread with the other animals? Why or why not? Encourage the children to respond using complete sentences.
Reading	<u>The Little Red Hen</u> Tell the children that the bread they buy at the supermarket comes from wheat. Wheat is cut down and ground to make flour. This flour is made into dough for bread by adding water, salt and yeast. Today we will take a trip to see how wheat is turned into flour, and how that flour is turned into bread.
Virtual Field Trips	<u>Turning Wheat into Flour</u> - The way the Little Red Hen did! After watching how wheat is turned into flour, tell the children we will watch how it is made into bread. <u>How Bread is Made</u> - Watch how flour is mixed with other ingredients and turned into bread
Gross Motor	<u>The Chicken Dance</u>
Math	<u>The Chicken Count with Jack Hartmann</u> <u>1 to 30 and 30 to 1 Jack Hartmann</u> Count to 30 while you move and have some fun!
Project	Extension Activities for The Little Red Hen : Click here! More Little Red Hen Activities to do at home. Make simple puppets out of paper and sticks to retell the story of The Little Red Hen Click here for a pattern

IB Reflection – I Am Caring

[Sharing is Caring](#)

[Be A Good Friend](#)

[You've Got a Friend in Me](#)

Subject	Pre-K Daily Lesson – June 11, 2020*
Morning Meeting Routine	<p>Greetings-Social/Emotional Check-in-How are you feeling today?</p> <p>Recite the Pledge of Allegiance</p> <p>Sing Songs: Flag of America, Good Morning to You, The More We Get Together, Let's be Friends, Buenos Días a Usted</p> <p>Calendar/Weather: Discuss the weather and what we wear in this type of weather; how do we dress?</p>
Body Break	<u>Body Boogie Dance</u> or <u>Tooty Ta with Jack Hartmann</u>
Oral Language	<p>Tell children that the story they have been listening to is about a Little Red Hen who works very hard to take care of her friends. What are some things she does to show she cares about her friends?</p> <p>Ex. “She takes care of her friends when she cleans the house.”</p> <p>Encourage the children to respond in complete sentences.</p>
Reading	<p>Tell the children that they will listen to a story about caring for our friends. Tell them to pay attention to the way friends care for each other in the story, because after the story, they will share about what they learned.</p>
Story Time	<p><u>When I Care About Others-</u></p> <p>After listening to the story, talk about the ways we care for others. Ask if they learned something they did not know before. Ask them to tell you one way they will show they care for others.</p>
Gross Motor	<u>The Chicken Dance</u>
Math	<p><u>The Chicken Count with Jack Hartmann</u></p> <p><u>1 to 30 and 30 to 1 Jack Hartmann</u></p> <p>Count to 30 while you move and have some fun!</p>
Project	<p>Extension Activities for The Little Red Hen : <u>Click here!</u></p> <p>More <u>Little Red Hen Activities</u> to do at home.</p> <p>Make simple puppets out of paper and sticks to retell the story of The Little Red Hen</p> <p><u>Click here for a pattern</u></p>

Spirit Week-Wear Your Favorite Color Day
Colors Everywhere The Colors of the Rainbow

Subject	Pre-K Daily Lesson – June 15, 2020*
Morning Meeting Routine	Greetings-Social/Emotional Check-in-How are you feeling today? Recite the Pledge of Allegiance Sing Songs: Flag of America, Good Morning to You, The More We Get Together, Let's be Friends, Buenos Días a Usted Calendar/Weather: Discuss the weather and what we wear in this type of weather; how do we dress?
Body Break	<u>Body Boogie Dance</u> or <u>Tooty Ta with Jack Hartmann</u>
Oral Language	Tell students that they will hear a story about three little pigs who are leaving their mother to go live on their own. Ask them to tell you where they think the pigs should go live. Ask them if they should live together or on their own and why do they think so. Encourage the children to speak in complete sentences.
Reading	Tell the children to listen carefully to the story to hear about three different pigs who built three different kinds of houses. Tell children to listen to find out which kind of house was the best and why it was the best. Song: <u>3 Little Piggies</u>
Story Time	<u>The Three Little Pigs</u> Read-Aloud After listening to the story, ask the children: <ol style="list-style-type: none">1. Who are the characters in the story?2. What happened to the houses that were made of straw and sticks?3. Why couldn't the wolf get into the brick house?4. What happened to the wolf at the end of the story?
Gross Motor	<u>Catch the Pig</u> <u>Shake Your Sillies Out</u>
Project	<u>3 Little Pigs Printable Project</u>
Math	<u>1 to 30 and 30 to 1 Jack Hartmann</u> Count to 30 while you move and have some fun!

IB Reflection – I Am Caring

We Are a Family What We Are

Subject	Pre-K Daily Lesson – June 16, 2020*
Morning Meeting Routine	<p>Greetings-Social/Emotional Check-in-How are you feeling today? Recite the Pledge of Allegiance Sing Songs: Flag of America, Good Morning to You, The More We Get Together, Let’s be Friends, Buenos Días a Usted Calendar/Weather: Discuss the weather and what we wear in this type of weather; how do we dress?</p>
Body Break	<u>Body Boogie Dance</u> or <u>Tooty Ta with Jack Hartmann</u>
Oral Language	Tell children that the story they have been listening to is about 3 Little Pigs who go live on their own . Ask who is in the story and how each Little Pig is different from the other.
Reading	<p>Tell the children to listen carefully to the words the author wrote because they will have a chance to retell the story afterwards. Tell them to remember what happens first, in the middle, and at the end. Use your fingers/hand pointing as a visual/tactile reminder when showing them first, next and last.</p>
Story Time	<p><u>The Three Little Pigs</u> After listening to the story, give children the choice of who wants to retell the story. Ask them to remember to use the words, first, next, and last as you gesture with your hands and fingers. Remind them that they must use their strong voice and that stories begin “once upon a time” or “one day...” Remind the others that we must be good listeners while others speak.</p>
Gross Motor	<p>Catch the Pig <u>Shake Your Sillies Out</u></p>
Project	<u>3 Little Pigs Printable Project</u>
Math	<p><u>1 to 30 and 30 to 1 Jack Hartmann</u> Count to 30 while you move and have some fun!</p>



PreK Virtual Moving Up Day



June 17, 2020

Time	Class
10:00 AM	Ms. Medina Ms. Hood
11:00	Ms. George Ms. Abrahams Ms. Lucas
11:30 AM	Ms. Lanzer Mrs. Gerald
1:00 PM	Ms. Maurice Ms. Alamo Ms. Lucas

Virtual Fun and Field Day


Today you will have a chance to go on any virtual field trip of your choice!
Where do you want to go? The museum, the zoo, a soccer stadium, go on safari or a factory tour? It's up to you! Have a great day!

Pre-K Daily Lesson – June 18, 2020



Let's visit a famous museum and see what's in store:
American Museum of Natural History in NYC.

Children's Museum in Indianapolis



Take a trip to the zoo:

Field trip to the zoo

Take a trip to an aquarium:

Marineland Dolphin Adventure



Visit a famous stadium and watch some athletes play!

Learn to dribble like a soccer star

Take a field trip to a baseball stadium



Visit the factory where crayons are made!

How crayons are made

Did you ever wonder how ice cream is made?



How to Make Ice Cream



Go across the continents to an African safari:

African Safari

Visit the jungle in South America:

Amazon Rainforest

Climb a pyramid in North America:

Visit and climb the pyramid at Chichen Itza in Mexico.

What's in Antarctica?

Trip to Antarctica

Visit the Kangaroos and Koalas in Australia:

Virtual Trip to Australia

Last Day of School

Pre-K Daily Lesson – June 19, 2020

	<p>Today is our last day together! We will review some things you can do and some websites you can visit to keep learning all summer long. We will miss you but will always remember all the fun we had together.</p>
Morning Meeting Routine	<p>Greetings-Social/Emotional Check-in-How are you feeling today? Recite the Pledge of Allegiance Sing Songs: Flag of America, Good Morning to You, The More We Get Together, Let's be Friends, Buenos Días a Usted Calendar/Weather: Discuss the weather and what we wear in this type of weather; how do we dress?</p>
Body Break	<p><u>Body Boogie Dance</u> <u>Tooty Ta with Jack Hartmann</u></p>
Oral Language	<p>Sites for oral language development: <u>Colorin Colorado</u></p>
Games and Fun	<p><u>PBSKids.org</u></p>
Science	<p>STEAM Fun: <u>Babble Dabble Do</u> <u>Long Island Children's Museum At-Home</u></p>
Story Time	<p>Sites to visit for stories: <u>Storyline Online</u> <u>Scholastic for Kids</u></p>
Gross Motor	<p>Sites to visit to help develop gross motor skills: <u>18 Ways to Develop Gross Motor Skills</u></p>
Project	<p>Sites to visit for making fun projects at home: <u>We Are Teachers</u></p>
Math	<p>Sites to visit for math: <u>XtraMath</u></p>